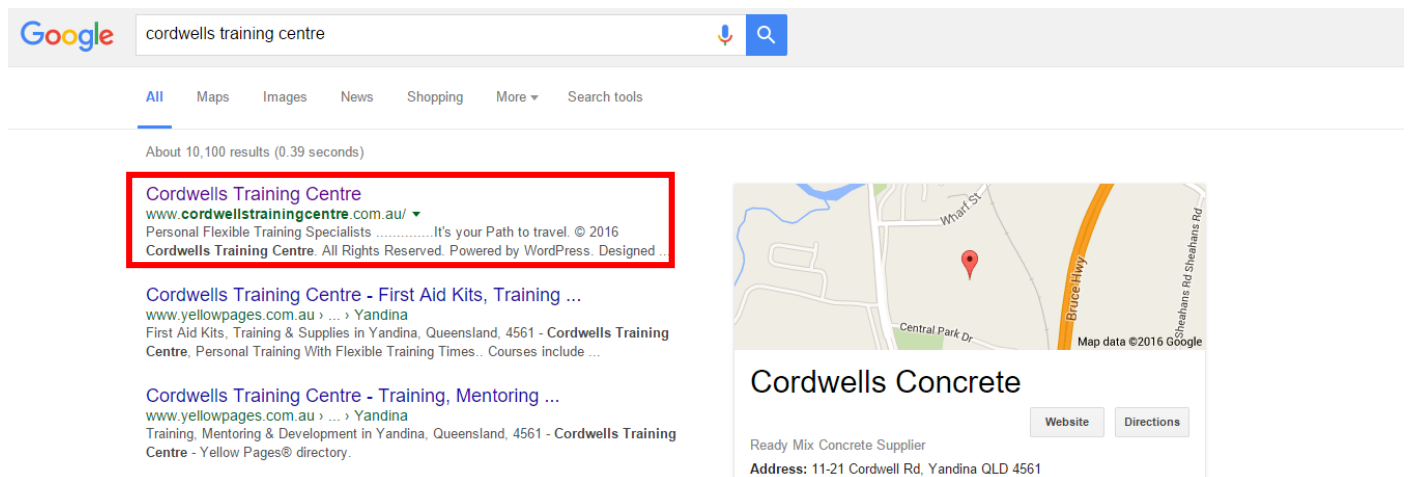


For computer



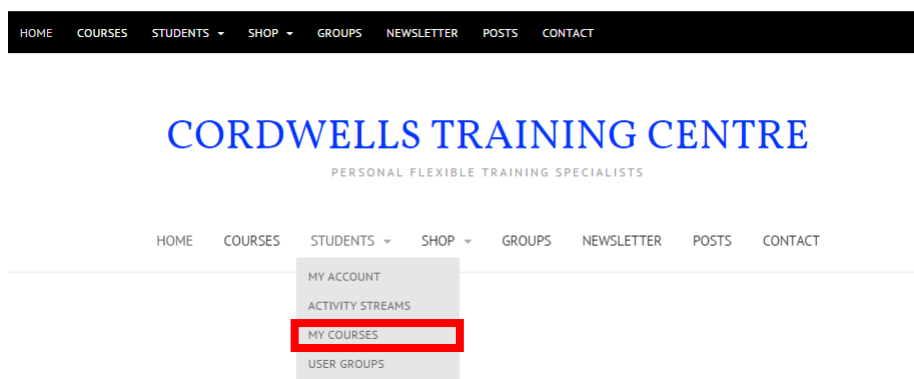
Put in Cordwells Training Centre



Click on Cordwells Training Centre



Welcome to our web page



Click onto My Courses

CORDWELLS TRAINING CENTRE

PERSONAL FLEXIBLE TRAINING SPECIALISTS

HOME COURSES STUDENTS ▾ SHOP ▾ GROUPS NEWSLETTER POSTS CONTACT

My Courses

Login

Username or Email

Password

LOGIN [Lost your password?](#)

Remember me

You will be asked for a log on details on the next screen

CORDWELLS TRAINING CENTRE

PERSONAL FLEXIBLE TRAINING SPECIALISTS

HOME COURSES STUDENTS ▾ SHOP ▾ GROUPS NEWSLETTER POSTS CONTACT

My Courses

My Messages

Active Courses Completed Courses

Haulage Staff - Tipper

by Glen Redman | 4 Lessons | in Cordwells Group Induction | 0 of 4 lessons completed

0%

Your Induction will be in the Active Courses

Click on the name of the course

Haulage Staff – Tipper

Currently completed 0 lessons of 4 in total

0%

In Progress

[CONTACT COURSE TEACHER](#)

This course is designed for the articulated tippers at Cordwells - responsible for carrying material to Cordwells main site.

Lessons

Pack 1 HST

Length: 1 minutes | Author: Glen Redman | Complexity: Easy

Please watch the video then answer the questions

CGP008 Semi Tipper Safe Delivery Procedure

Length: 10 minutes | Author: Glen Redman | Complexity: Easy

Please read the PDF then answer the questions CGP008 Semi Tipper Safe Delivery Procedure

CGP 026 Tipper delivery truck Procedures

Length: 10 minutes | Author: Glen Redman | Complexity: Easy

Please read the PDF then answer the questions CGP 026 Tipper delivery truck Procedures

site employee P003 form – Tipper

Length: 1 minutes | Author: Glen Redman | Complexity: Easy

[← Yard and Delivery Staff – Batching](#)


This will bring up a list of Lessons to complete in the course.

The bar at the top will tell you how much you have completed of the course.

If you need to talk to the teacher there is a button at the top of the screen (Black and red)

Click on the first lesson to begin

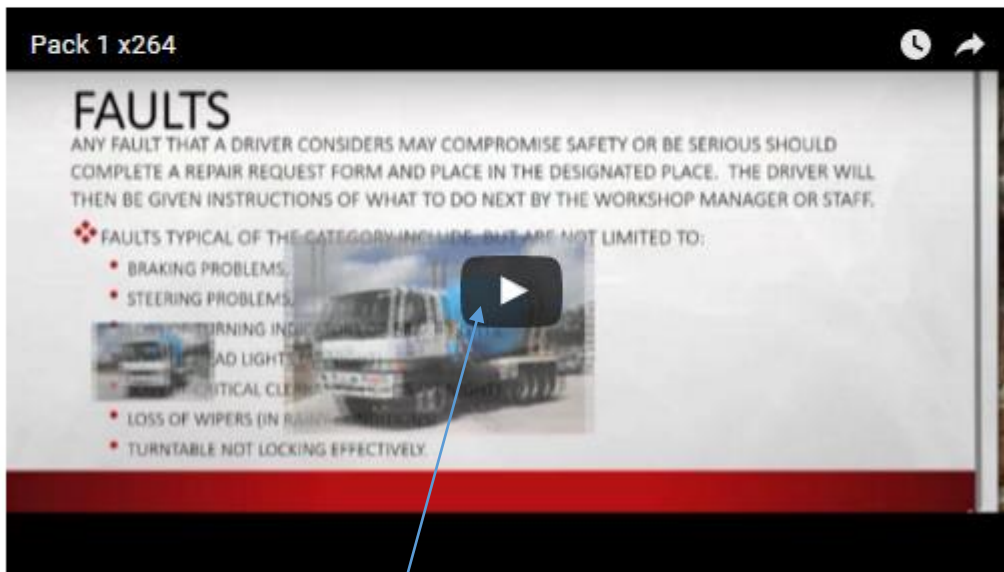
Pack 1 HST

 You require 100% to pass this lesson's quiz.

[CONTACT LESSON TEACHER](#)

Specific Induction Pack 1

Please watch the video then answer the questions



Pack 1 x264

FAULTS

ANY FAULT THAT A DRIVER CONSIDERS MAY COMPROMISE SAFETY OR BE SERIOUS SHOULD COMPLETE A REPAIR REQUEST FORM AND PLACE IN THE DESIGNATED PLACE. THE DRIVER WILL THEN BE GIVEN INSTRUCTIONS OF WHAT TO DO NEXT BY THE WORKSHOP MANAGER OR STAFF.

❖ FAULTS TYPICAL OF THE CATEGORY INCLUDE, BUT ARE NOT LIMITED TO:

- BRAKING PROBLEMS.
- STEERING PROBLEMS.
- TURNING INDICATORS.
- HEAD LIGHTS.
- CRITICAL CLEARANCE.
- LOSS OF WIPERS (IN RAIN).
- TURNABLE NOT LOCKING EFFECTIVELY.

[VIEW THE LESSON QUIZ](#)

Click on the play video to watch the video

After watching the video click on the View the lesson Quiz (red text with black button)

Pack 1 HST Quiz

 You require 100% to pass this quiz.

[CONTACT TEACHER](#)

If you find the job site unsafe Do you call Management and fill in a SWMS?

- Yes
- No

[COMPLETE QUIZ](#)

[SAVE QUIZ](#)

[RESET QUIZ](#)

[CGP008 Semi Tipper Safe Delivery Procedure >](#)

[Back to: Pack 1 HST](#)

Answer the test question then click on the Complete quiz button

Pack 1 HST Quiz



Congratulations! You have passed this quiz achieving 100%

[Next Lesson](#)

[CONTACT TEACHER](#)

If you find the job site unsafe Do you call Management and fill in a SWMS?



Grade: 1

- Yes
- No

[RESET QUIZ](#)

[CGP008 Semi Tipper Safe Delivery Procedure >](#)

[Back to: Pack 1 HST](#)

Your test will be graded at the top of the page if you get 100% you can move on to the [next lesson](#)
If you do not you will have to Reset the Quiz and review the video or pdf and complete the test again

CGPoo8 Semi Tipper Safe Delivery Procedure

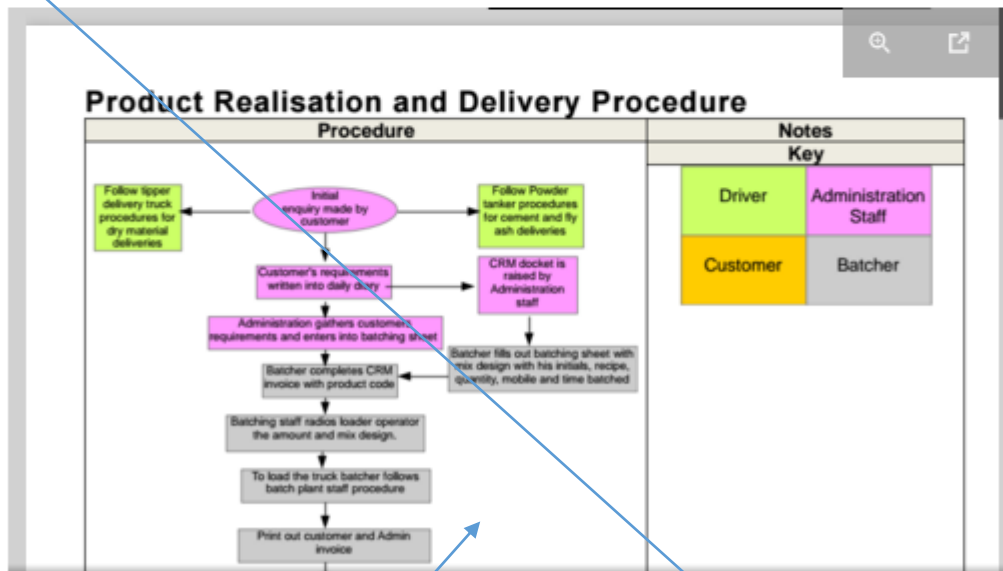
i You require 100% to pass this lesson's quiz.

[CONTACT LESSON TEACHER](#)

Semi Tipper Safe Delivery Procedure

Please read the PDF then answer the questions

[CGP008 Semi Tipper Safe Delivery Procedure](#)



[VIEW THE LESSON QUIZ](#)

PDF

You can view the pdf on line using the scroll button or click on the link at the top

Then like before view the lesson Quiz

reports directly to supervisor and is accountable to Management.

Other Duties

Eg. When there are no loads to be delivered employees are asked to seek any yard jobs or maintenance work to be done. Business premises/ buildings should be regularly inspected for hazards. Employees are expected to report any quality defects, equipment failure or other problem that arise to management so they can be addressed immediately through the company WHS procedure and system

Qualifications and Attributes

- Basic First Aid Training
- Licences and/ or tickets required to perform tasks

Relief during absence

- Hands issues onto relevant person, eg. supervisor, management

My staff Position is *

Administration

By ticking Yes I am agreeing that I have the experience in the duty title and acknowledges to reading the information. *

Yes

No

Submit

[VIEW THE LESSON QUIZ](#)

Fill in the you information where needed and then click on the Submit button

All red * must be filled in to submit the information

Message is sent successfully


[VIEW THE LESSON QUIZ](#)

It will give you a Message is sent successfully if all is correct

My Courses

My Messages

Active Courses | **Completed Courses**



Cordwells Generic Induction 2016

by Glen Redman | 9 Lessons | in Cordwells Group Induction

100%

[VIEW RESULTS](#)

Yard and Delivery Staff - Agitator

by Glen Redman | 8 Lessons | in Cordwells Group Induction

100%

[VIEW RESULTS](#)

Yard and Delivery Staff - Batching

by Glen Redman | 6 Lessons | in Cordwells Group Induction

100%

[VIEW RESULTS](#)

Haulage Staff - Tipper

by Glen Redman | 4 Lessons | in Cordwells Group Induction

100%

[VIEW RESULTS](#)

Dredge and Plant Operator Staff

by Glen Redman | 5 Lessons | in Cordwells Group Induction

100%

[VIEW RESULTS](#)

When Completed you can go to the MY COURSE and click on the completed Course to view your completed course